




CUBE Terrace Awning

MORCO
AWNINGS



CUBE Terrace Awning



Totally made of aluminium, equipped with a retractable cover on guides, the CUBE Terrace Awning is a new generation structure.

Each single module reaches the maximum dimensions of 550 x 700 cm.

It is possible to couple more modules to create protected, independent and elegant areas.



CUBE Terrace Awning



Design in harmony with nature, for open space or private areas: a structure that has all comforts, and the integrated vertical awnings built in the upper horizontal profile of only 32 cm.

CUBE Terrace Awning

Uniqueness and safety, thanks to 5 patents that guarantee the exclusivity of the CUBE Terrace Awning.

Among these is the patent dedicated to the tilting gutter that avoids the vaporization of water within the structure.



CUBE Terrace Awning



Vertical Awnings

The optional vertical awnings with Zip are completely integrated into the structure of the CUBE Terrace Awning.

Thanks to the transparent, screening or block out fabrics, it offers the desired lighting and satisfies the need for total protection.




CUBE Terrace Awning



LED

The CUBE Terrace Awning allows to create a fascinating environment, thanks to the optional perimeter RGB LED lights, with white colour included, and to the LED LINE lights, integrated into the ribs.

Colours and intensity can be modulated through the remote control.




CUBE Terrace Awning

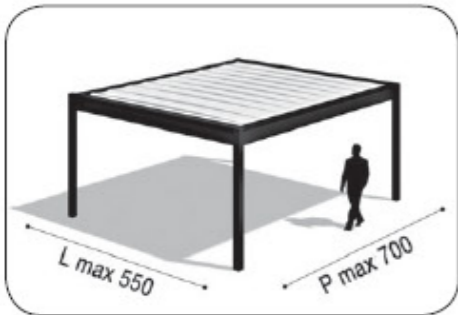


Sliding Doors

Glass sliding doors allow to create various closing combinations which combined with the CUBE Terrace Awning create a completely sheltered room.



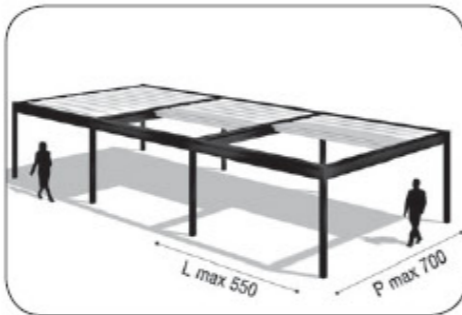
CUBE Terrace Awning - Technical Information



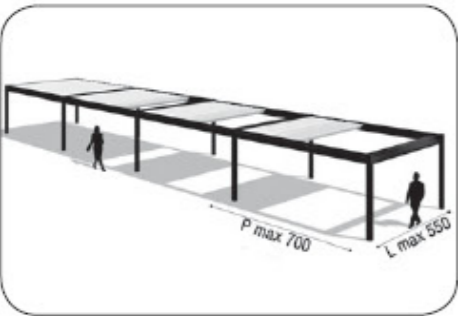
Self-supporting structure with 4 posts



Structure leaning against a wall



Self-supporting structure with 3 coupled modules



Self supporting structure with 4 coupled modules



Non-standard layout




Vertical awning on self-supporting unit

CUBE Terrace Awning - Technical Information



Sliding doors



Sliding doors



Sliding doors



White RGB LED integrated on the cross-piece profile



White RGB LED lights integrated into the structure



Water tightness

Technical features

- Protection from sun, rain and wind.
- Aluminium frame with integrated gutters and downpipes.
- Customisable sizes: self-supporting or fixed into existing structures.
- Retractable PVC cover: waterproof and highly stable, electrically operated.
- Maximum sizes of single unit: 550 x 700 cm.
- Possibility to combine more modules to cover large areas.
- Powder coated with epoxy powders.
- Operation with motor, with remote control.

Optional

- Perimeter Vertical Awnings integrated in the structure.
- Perimeter Sliding Doors.
- Perimeter LED lighting integrated in the structure with white light included and variation of intensity.
- LED LINE strips with white colour included integrated into the ribs.
- Accessories: wind sensor and sun-wind sensor.
- Eight standard colours. Any RAL colour available under request.

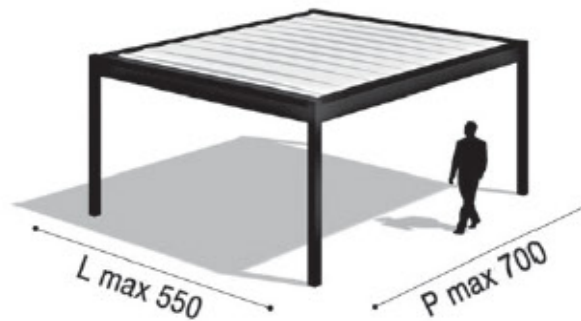
Advantages

- Pre-assembly: to simplify installation and improve safety during installation, the Cube Terrace Awning is pre-assembled in functional macro-assemblies in our factory by specialized operators.
- Minimum amount of space: Cube Terrace Awning functionality shows in a minimum amount of space occupied: the upper part, which includes the supporting profile and the guide, is 32 cm high.
- Design and manufactured strictly complying with the characteristics required for an outdoor product.
- Adaptability: perfect for both public and commercial spaces.

Protection from



CUBE Terrace Awning



MORCO
AWNINGS



tel: +44 (0)20 8858 2083
info@morcoblinds.co.uk
www.morcoawnings.co.uk

Morco Awnings Limited, Riverside, Lombard Wall, London SE7 7SS, UK

Morco Awnings are part of the Riverside Works Group